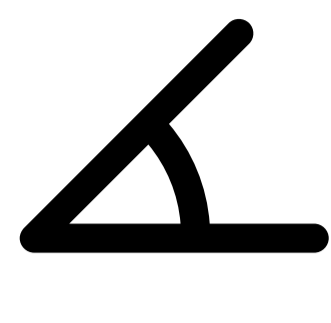

  
**36**


Diameter  
(inches)

  
**16**

Pitch  
(inches)

  
**30.2**

Maximum  
Thrust (kg)

  
**260**

Weight  
(grams)

### Product Specifications

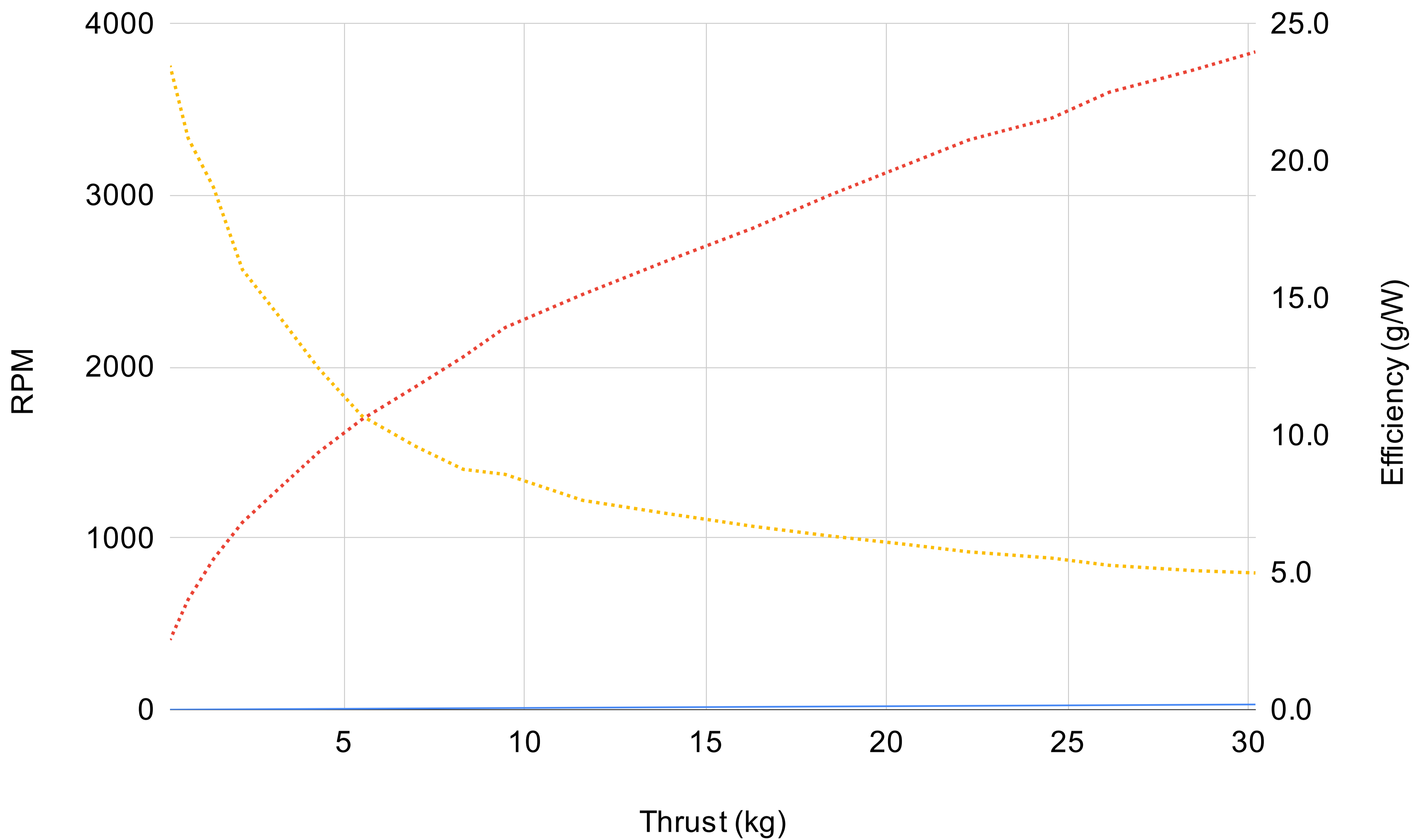
Model	SRY 36×16
Weight	260 grams
Maximum Thrust	30.2 kg @ 3800 RPM

Material	Carbon Fibre
Factor of Safety	>2.5
Operating Temperature Range	-40°C to 90°C

### Performance Chart [RPM & Efficiency (g/W) / Thrust (kg)]

■ RPM ■ Efficiency (g/W)

Bench tested at 3000ft (1km) MSL 28°C in Bengaluru



### Performance Table

RPM	Thrust (kg)	Torque (N·m)	Mechanical Power (W)	Efficiency (g/W)
1092	2.2	1.2	137	16.0
1500	4.3	2.2	346	12.4
1885	7	3.7	730	9.6
2228	9.5	4.7	1104	8.6
2614	13.9	7.1	1943	7.2
3000	18.4	9.3	2912	6.3
3321	22.3	11.1	3870	5.8
3600	26.2	13.2	4972	5.3
3728	28.5	14.4	5613	5.1
3835	30.2	15.1	6060	5.0